

**TOWILD**

**FLOOD AND FOCUS BEAM  
CONTROLLED SEPARATELY  
BICYCLE FRONT LIGHT**

**BR1800**

- SUPER BRIGHT 1800 LUMENS WITH LONG RUNNING TIME
- FLOOD AND FOCUS BEAM CONTROLLED SEPARATELY
- REAL-TIME DISPLAY THE REMAINING BATTERY POWER
- AS A BACKUP POWER BANK
- INTELLIGENT TEMPERATURE CONTROL TECHNOLOGY



## Two Models



**BR1800 (Gray)**



**BR1200 (Black)**



# BR1800

BR1800 is an ultra-bright professional USB rechargeable LED bicycle front light. It has flood and focus beam by independent controlling system. The maximum brightness is 1800 lumen and the maximum range is 270 meters. Powered by high capacity battery with super long running time. The light can be used as a power bank and configuring with battery power checking, constant current design as well as the intelligent temperature control technology. It has an IPX-6 waterproof rating. The flood and focus beam combination gives a very comfortable experience to the cycling enthusiasts.



■ SUPER BRIGHT 1800 LUMENS WITH LONG RUNNING TIME

■ FLOOD AND FOCUS BEAM CONTROLLED SEPARATELY

■ REAL-TIME DISPLAY THE REMAINING BATTERY POWER

■ INTELLIGENT TEMPERATURE CONTROL TECHNOLOGY

■ AS A BACKUP POWER BANK



■ High Brightness with Long  
Running Time



# Real-time Display the Remaining Battery Power

- All 4 LEDs are lighting: the current battery power is more than 90%
- The 3 LEDs(left) are lighting: 90%> the current battery power>70%
- The 2 LEDs(left) are lighting: 70%> the current battery power>40%
- The 1 LEDs(left) are lighting: 40%> the current battery power>10%
- The 1 LED(left) is flashing: the current battery power<10%





Fast and convenient  
USB charging

# Flood and focus beam controlled separately



## Focus beam operation:

Long press the big button with focus beam symbol for 0.5 seconds to turn on/off. Single push to change between the different modes from High 1100 lm--Low 200 lm-- Mid 400 lm in turn.

## Flood beam operation:

Long press the small button with flood beam symbol for 0.5 seconds to turn on/off. Single push to change between the different modes from High 700 lm--Flash 200 lm-- Low 300 lm in turn.

## Strobe:

In any additions, long press the big button with flood beam symbol to enter the strobe mode , single click any button to turn back to the previous mode.



## As a power bank

With 5200mAh strong capacity, can be used a power bank to charge for your smart phone or any USB port electronic products

# Installation



# Uninstall



# ■ Product Details

■ Flood and focus Designed Lens



■ Battery Power Display



■ USB Charging/Discharging



■ Switch









# Waterproof Rate IPX6

Can resist heavy rain or strong water splashing, enjoy your cycling in any weather  
(Please make sure the USB port has been closed)









### BR1200 Technical Parameters (ANSI / NEMA FL 1)

MODE		 OUTPUT	 RUNTIME	 DISTANCE	 INTENSITY	 IMPACT RESISTANT	 WATERPROOF
Focus Beam	High	800 Lumens	2h30min*	240m(Max)	16000cd(Max)	1.2m	IPX-6
	Mid	400 Lumens	5h30min				
	Low	200 Lumens	10h				
Flood Beam	High	400 Lumens	3h*				
	Low	200 Lumens	6h30min				
	Flash	200 Lumens	/				
Strobe		1200 Lumens	/				

Notice: The above-mentioned parameters (lab tested by using 2\*2000mAh 18650 Li-ion battery) are approximate and may vary between lights, batteries, and environments.

### BR1800 Technical Parameters (ANSI / NEMA FL 1)

MODE		 OUTPUT	 RUNTIME	 DISTANCE	 INTENSITY	 IMPACT RESISTANT	 WATERPROOF
Focus Beam	High	1100 Lumens	2h45min*	270m(Max)	18000cd(Max)	1.2m	IPX-6
	Mid	400 Lumens	7h				
	Low	200 Lumens	14h				
Flood Beam	High	700 Lumens	3h15min*				
	Low	300 Lumens	8h				
	Flash	200 Lumens	/				
Strobe		1800 Lumens	/				


Notice: The above-mentioned parameters (lab tested by using 2\*2600mAh 18650 Li-ion battery) are approximate and may vary between lights, batteries, and environments.

# Product features



- ◎ BR1200: Built-in battery: 4000mAh rechargeable Li-ion battery  
BR1800: Built-in battery: 5200mAh rechargeable Li-ion battery
- ◎ BR1200 Size: 102mm(L)\*50mm(W) \*28mm(H)  
BR1800 Size: 106mm(L)\*50mm(W) \*28mm(H)
- ◎ BR1200 N.W.: 216g/0.48 lb (including the battery)  
BR1800 N.W.: 225g/0.50 lb (including the battery)
- ◎ 3\* LED , with a lifespan of 50,000 hours
- ◎ Independent controlling of flood and focus beam
- ◎ Real-time battery power checking and low power warning
- ◎ Fast and convenient USB charging. Can be used as a power bank
- ◎ Intelligent temperature control technology
- ◎ Reverse polarity protection, to protect from improper battery installation
- ◎ Overcharge, over-discharge protection to protect battery damage or reduced life
- ◎ Made of durable aircraft-grade aluminum
- ◎ Premium hard-anodized anti-abrasive finish

# Package and Accessories



- 1\*Color Box
- 1\*Bicycle Light
- 1\*User Manual
- 1\*USB Charging Cable
- 1\*Bike Bracket